

# WRITING: DESCRIPTIVE COMPOSITION

## STEP BY STEP

### Part One

**TASK:** Write about a place you've visited.

### Process guidelines

#### STEP 1

GET ORGANIZED!

\* Think about the WHO, WHEN and WHERE

Complete the organizers with the expressions given

WHO

WHEN

WHERE

To the beach  
My friends and I  
In winter holidays  
My family  
To a seaside resort  
My classmates  
Last summer  
Two years ago  
To the countryside

STEP 2

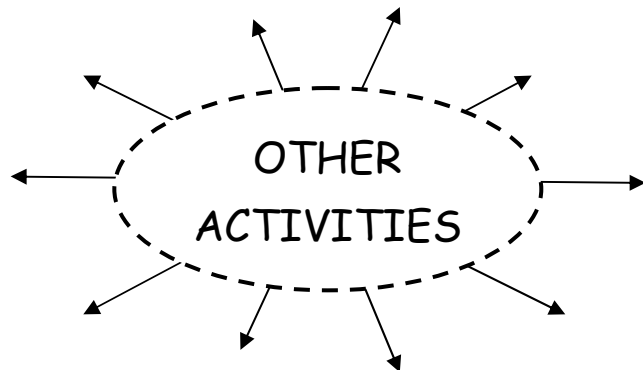
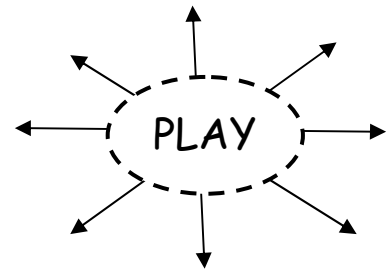
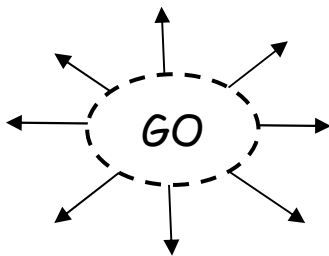
2

What did you do there?

Once you've decided the WHO, WHEN and WHERE you are going to write about... THINK about the 'WHAT'

computer games - camping - with my friends -  
to the cinema - swimming - cards - the piano  
- to the beach - football - walking - shopping  
- the guitar - volleyball - sightseeing - my  
friends - out - board games

Match the verbs with the activities



visit  
leave  
travel  
buy  
listen  
have  
taste  
rent  
meet  
stay

fun  
in a hotel  
a museum  
by car/bus/plane  
new people  
postcards/souvenirs  
to music  
traditional dishes  
home  
a car



**STEP 3**

Classify the following adjectives into the categories given

**VOCABULARY NEEDED!**

Now, you have to describe the 'who, when, where, what'... So, you need **ADJECTIVES** to enlighten your composition! **AVOID** common adjectives such as good, bad, nice, etc. Use a **VARIETY** of them to make it more interesting.

tiny, spectacular, tiring, large, massive, awful, impressive, fantastic, gorgeous, wonderful, minute, interesting, , stunning, gigantic, amazing, horrible, splendid, enormous, boring, delicious, tasteless, uncomfortable



SMALL

BIG

GOOD

BAD

**STEP 4**

At this point you are ready to think about the layout. Let's take a look at how you should organize your writing...

L  
A  
Y  
O  
U  
T

L  
A  
Y  
O  
U  
T

Par. 1 INTRODUCTION

Par. 2

Par. 3

Par. 4 CONCLUSION

**Introduce** the topic. Mention the 'who, where' and 'when'. Do **NOT** develop your topic at this stage.

Main Body

**Develop** your topic. Paragraphs must be organized. Write a **topic sentence** and **supporting ideas** for each paragraph.

**Conclude** writing about your **feelings, emotions**, your **thoughts** about your experience and whether you recommend the place.

**NOTE:** Your composition may have as many paragraphs as needed. It depends on the number of sub-topics you have to develop.

## STEP 5

Write the introduction. But before that, read the following introductions. Which one is better? Explain.

1 My friends and I decided to go to Colonia. Colonia is a touristic place. We had fun. Colonia is in the south. We were on holiday.

2 I went to Colonia with my friends. We stayed in a camping site. It was a good camping site. We took our tents and spent 3 days there.

3 Last summer my friends and I went on holiday together. We decided to go to Colonia which is an important touristic place on the south coast of Uruguay. We had a lot of fun there!

4 I went to Colonia. We did a lot of things. I liked it a lot. Colonia is a touristic place.

## STEP 6

Place each topic sentence in the correct paragraph

# TOPIC SENTENCES

- a) Traditional dishes are the most delicious ones I've ever tasted.
- b) The city has a great variety of options for visitors.
- c) Night-life is fantastic there!

1 There are a lot of museums where you can enjoy the different periods in history. We went to the Tile Museum and it is really amazing! There are also guided tours around the city. We took dozens of pictures of the old city! During the year there are really interesting exhibitions. And when it comes to eating out, the offer is really varied from very fancy restaurants to take-aways. My favourite ones were the 'Parrilladas'!

2 We ate out every single day! There are a lot of restaurants where they serve 'asado' which is roasted meat. They usually serve it with roasted potatoes or salad. Another typical dish is 'chivito' which in fact is fried meat with potato salad, French fries and mixed salad. It also takes a fried egg and bacon on it. It is not very healthy... but anyone should try it!

3 We even change our habits! We slept during the morning and went out every night. The city has cinemas, theatres, restaurants, pubs and numerous discos to choose from. Going out at night is the best way to enjoy the magic of this fantastic place! We went dancing twice and we had a lot of fun there! I'd like to spend my time that way every weekend!

## STEP 7

**Connectors** and **relative pronouns** also make your composition more interesting to read. Look at the following examples and then connect the sentences with the words given. There is an extra one!

1. I went to Colonia del Sacramento by car. It was fantastic!  
I went to Colonia del Sacramento by car and it was fantastic!
2. We wanted to stay for a day. It was raining. We had to stay there two days.  
We wanted to stay for a day but it was raining and we had to stay there for two days.
3. We went to a local shop. We bought some souvenirs.  
We went to a local shop where we bought some souvenirs.
4. We were strolling. We discovered a spectacular place to have dinner.  
We were strolling when we discovered a spectacular place to have dinner.

when  
which  
who  
where  
and but  
because

1. We visited a lot of museums. They were really impressive!  
\_\_\_\_\_
2. I took hundreds of pictures. They don't show how beautiful the place is.  
\_\_\_\_\_
3. My family and I left home early in the morning. We wanted to enjoy the morning.  
\_\_\_\_\_
4. The most beautiful place is the lighthouse. I took most of the pictures from there.  
\_\_\_\_\_
5. We met a group of local people. They showed us the way round the city.  
\_\_\_\_\_
6. We visited an old castle. A baron used to live there.  
\_\_\_\_\_
7. We also visited the Marfetán's house in Soriano. It is now a museum.  
\_\_\_\_\_



## STEP 8

**FEEDBACK:** an essential part of the whole process!

Remember that writing is a process. Write your first draft and show it to a friend or classmate and ask him/her for comments on content but also on grammar, spelling, capital letters and punctuation. You may need to rewrite it, but that's the best way to learn how to write... writing!!